

 **Romotop®**



 **Electric**
DESIGN FIREPLACE

**THE BEAUTY
OF A REAL FIRE
WITHOUT A REAL
CHIMNEY**

A charming atmosphere and pleasant warmth - e-LERA does both at the touch of a button, anytime.

e-LERA

e-LERA

DESIGN AND CUSTOMISATION

e-LERA brings pure warmth and modern design to any interior – no smoke, no chimney. The realistic fire effect and advanced technology create

a unique atmosphere that can be customised to your taste. Simply plug in to a standard socket and enjoy perfect comfort at the touch of a button.



e-LERA
Ceramic



e-LERA
Serpentine




e-LERA
Steel

Customise your fireplace to suit your style. e-LERA design fireplace offers four tiling options to perfectly match any interior.

- Black steel – modern and industrial look.
- Ceramics – elegant and timeless choice, available in a variety of colours.
- Stone – natural and authentic beauty.
- Thermaline – structured design combining elegance and raw quality of the material.




Ceramic



Serpentine



Thermaline
Grey 61



Thermaline
Grey 62



Steel

Romotop®

Electric
DESIGN FIREPLACE

ADVANCED TECHNOLOGY AND PERFORMANCE

Innovation that creates atmosphere

e-LERA brings the latest technological solutions for the ultimate flame and heat experience:


- **Enchanting flame simulation:** the realistic flame effect is provided by a backlit steam system and logs. This visual impression is created by the **Optimyst®** module from the renowned company Glen Dimplex, a leader in electric heating.
- **Three-sided view:** thanks to the sophisticated design, the flames are visible from all sides, maximising the resulting atmosphere.
- **All-year comfort:** In the winter, you'll appreciate the 1800 W heating for comfortable warmth in a combination of radiation and convection. In the warmer months, you'll just enjoy the fascinating flames without the need for heating.

Technical information

Power supply:	230 V
Volts:	230–240 V ~ 50 Hz
Heating power:	1800 W
Power consumption Opti-myst module	130 W
Maximum power consumption:	2 kW
Water vapour container volume: <i>sufficient for about six hours of operation</i>	1 Liter
Adjustable flame height:	6 levels

Weight	Ceramic	152 kg
	Serpentine	170 kg
	Thermaline Grey 61	155 kg
	Thermaline Grey 62	155 kg
	Steel	120 kg

Optimyst® module



Patented
Optimyst®
Inside

e-LERA

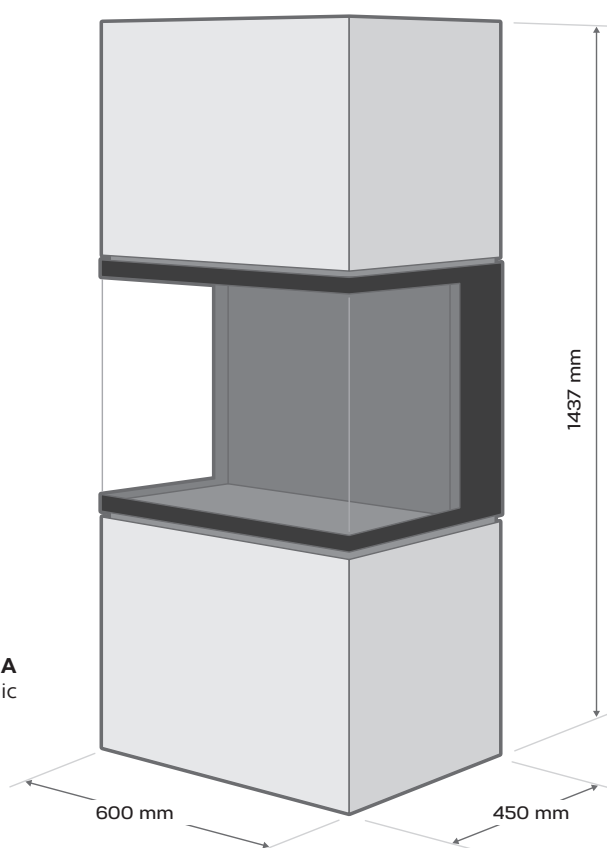
EASY OPERATION AND TECHNICAL MASTERY

Designed for modern life

e-LERA brings you all the benefits of a design fireplace without the compromises:

- **Easy to install:** just plug into a standard electrical socket and enjoy the warmth and atmosphere straight away.
- **Innovative water mist effect:** the realistic flame appearance (6 levels of flame height adjustment) is provided by water in a removable reservoir. With demineralised water, maintenance is minimal.
- **Maximum comfort:** everything controlled conveniently with the remote control.
- **Flame intensity:** different levels of flame intensity allow you to adjust the atmosphere to your mood.
- **Technical specifications:**
Dimensions: 144 × 60 × 45 cm.

e-LERA
ceramic



*Discover the future of heating and design.
With the e-LERA electric design fireplace.*



ROMOTOP spol. s r. o.
Komenského 325
742 01 Suchdol nad Odrou
Czech Republic

www.romotop.com

 **Electric**
DESIGN FIREPLACE